



ALPHABETIZING

Rule 1 : Arranging alphabet letters



This alphabetizing worksheet is based on rule 1 where a child will identify various alphabets and arrange them in their A to Z order.

- Refer to the video to learn [how to arrange words in ABC order](#)

Cut the letter cards along the sides and ask the child to arrange them in the alphabetical order based on rule 1.

h



hen

t



top

u




umbrella

g



grass

s



sun

a



axe

Cut the letter cards along the sides and ask the child to arrange them in the alphabetical order based on rule 1.

d



dress

n



Nose

p



parrot

y



yacht

i



igloo

j



jug

Cut the letter cards along the sides and ask the child to arrange them in the alphabetical order based on rule 1.

b



bird

v



van

f



fan

k



kangaroo

o




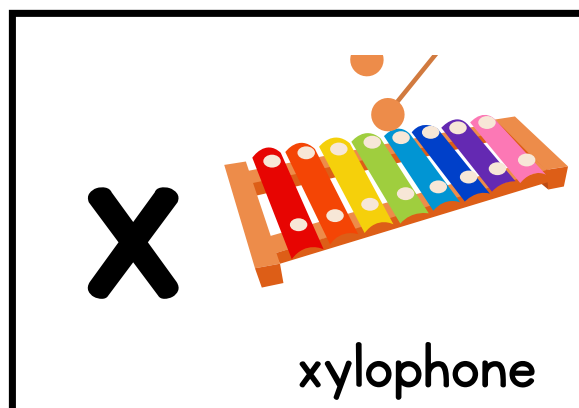

orange

c



car

Cut the letter cards along the sides and ask the child to arrange them in the alphabetical order based on rule 1.



Cut the letter cards along the sides and ask the child to arrange them in the alphabetical order based on rule 1.

Z



zip

W



watch